

# Praying Hands

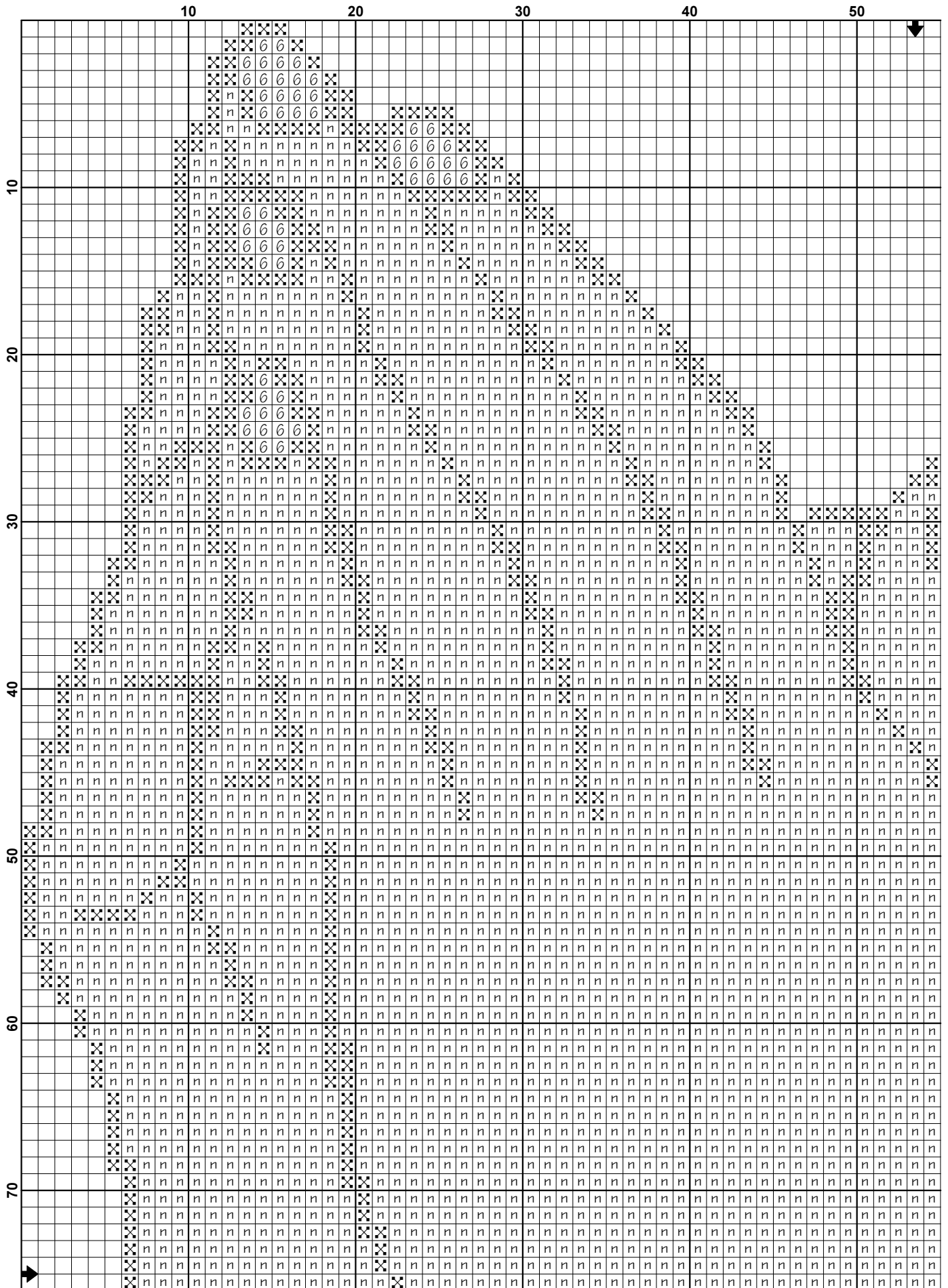
[www.christiancrossstitch.com](http://www.christiancrossstitch.com)




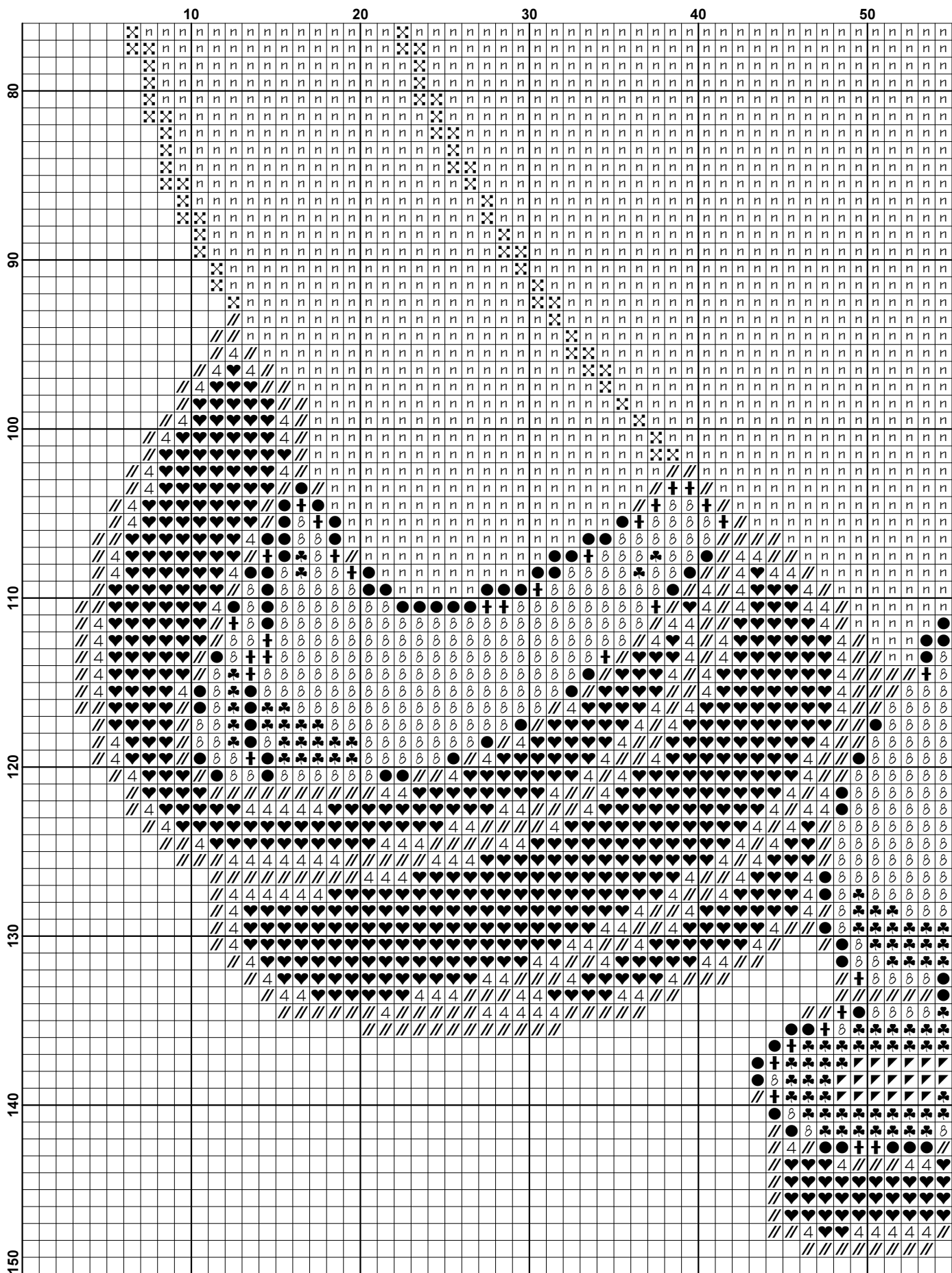
This pattern is offered totally free from Christian Cross Stitch. We offer one new free pattern on our website every Friday. Please see [www.christiancrossstitch.com](http://www.christiancrossstitch.com)

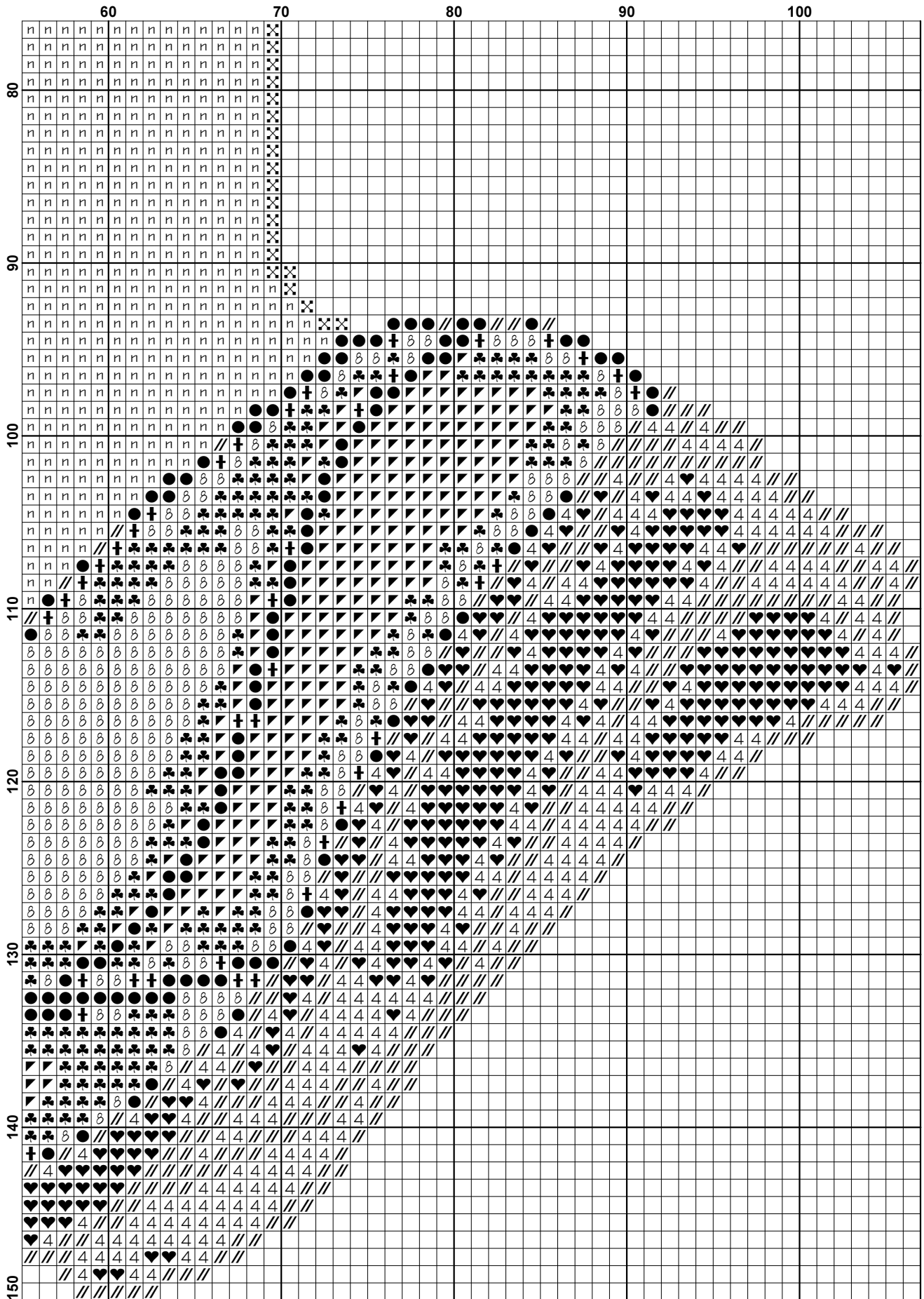
Please feel free to pass this pattern around to anyone for free. You cannot sell these patterns by themselves, however you can put the pattern together in a kit form and sell the kits or you can sell the completed stitched item.

Also see our other website at [www.freecrossstitchonline.com](http://www.freecrossstitchonline.com)




















**Pattern Name:** Praying Hands  
**Designed By:** www.christiancrossstitch.com  
**Company:** Christian Cross Stitch  
**Copyright:** Copyright Christian Cross Stitch Online. All rights Reserved.  
**Fabric:** Aida 14, White  
 107w X 150h Stitches  
**Size(s):** 14 Count, 7-5/8w X 10-5/8h in  
 16 Count, 6-5/8w X 9-3/8h in  
 18 Count, 5-7/8w X 8-1/4h in

**Floss Used for Full Stitches:**

Symbol	Strands	Type	Number	Color
	n	2	DMC 225	Shell Pink-UL VY LT
	//	2	DMC 310	Black
	4	2	DMC 321	Christmas Red
	♥	2	DMC 666	Christmas Red-BRT
	†	2	DMC 798	Delft Blue-DK
	8	2	DMC 799	Delft Blue-MD
	♣	2	DMC 809	Delft Blue
	6	2	DMC 819	Baby Pink-LT
	●	2	DMC 820	Royal Blue-VY DK
	▽	2	DMC 3840	Lavender Blue-LT
	✕	2	DMC 3861	Cocoa-LT

**Notes:**

You should begin at the centre of the pattern. Follow the arrows at the top and on the left to find the centre. Look in the corners to see the numbers in brackets to put the patterns together.












As the pattern has a few pages, the easiest way to stitch it is to stitch one page at a time.

This pattern is offered totally free from Christian Cross Stitch. We offer one new free pattern on our website every Friday. Please see [www.christiancrossstitch.com](http://www.christiancrossstitch.com)

Please feel free to pass this pattern around to anyone for free. You cannot sell these patterns by themselves, however you can put the pattern together in a kit form and sell the kits with the fabric and floss or you can sell the completed stitched item. You cannot claim the pattern as your own or alter it in anyway and Christian Cross Stitch will not accept any liability for the sale of kits or completed items.

We also have another website at [www.freecrossstitchonline.com](http://www.freecrossstitchonline.com)

**Usage Summary****Strands Per Skein:** 6**Skein Length:** 313.0 in

Type	Number	Full	Half	Quarter	Petite	Back(in)	Str(in)	Spec(in)	French	Bead	Skein Est.
 DMC	225	4704	0	0	0	0.0	0.0	0.0	0	0	3.000
 DMC	310	584	0	0	0	0.0	0.0	0.0	0	0	1.000
 DMC	321	489	0	0	0	0.0	0.0	0.0	0	0	1.000
 DMC	666	879	0	0	0	0.0	0.0	0.0	0	0	1.000
 DMC	798	71	0	0	0	0.0	0.0	0.0	0	0	1.000
 DMC	799	591	0	0	0	0.0	0.0	0.0	0	0	1.000
 DMC	809	312	0	0	0	0.0	0.0	0.0	0	0	1.000
 DMC	819	67	0	0	0	0.0	0.0	0.0	0	0	1.000
 DMC	820	198	0	0	0	0.0	0.0	0.0	0	0	1.000
 DMC	3840	246	0	0	0	0.0	0.0	0.0	0	0	1.000
 DMC	3861	655	0	0	0	0.0	0.0	0.0	0	0	1.000